

WARRANTY

1 Year Guarantee

Please take time to read about the protection we offer you

All our products come with a guarantee designed to protect you as our valued customer. Flow Imports Ltd., the makers of ZEMPIRE® Camping Equipment, will repair or replace this product, at their discretion, should it fail due to faulty materials or manufacture for a period of 1 year from the date of sale.

The Guarantee is subject to the following conditions:

1. The Guarantee only applies to an original purchaser who purchased this product from an approved retail outlet.
2. The Guarantee does not apply if the product has been used for anything other than reasonable personal use. Commercial use (e.g. rental) or continuous use are expressly excluded.
3. Damage due to normal wear and tear, accident, acts of God, negligence (other than by Flow Imports Ltd.), failure by the purchaser to ensure instructions for setting up and care are observed, deterioration due to abnormal exposure to ultraviolet light, insect or mildew attack, or any other cause reasonably beyond the control of Flow Imports Ltd. are not covered.
4. If redress is sought under the terms of this Guarantee, then the product must be returned by the purchaser to the outlet from where it was purchased within the Guarantee period, in a clean, dry state and with proof of purchase.
5. All transport costs and any other indirect costs are excluded from the Guarantee.
6. Flow Imports Ltd. reserves the right to make a reasonable charge for repairs which it determines are not within the scope of the Guarantee.
7. The Guarantee does not limit, modify or exclude any rights under any law if doing so would contravene that law or make any part of this Guarantee invalid. However, Flow Imports Ltd.:
 - a) excludes (to the extent permitted by applicable law) all conditions and warranties that might otherwise be implied; and
 - b) limits its liability for breach of any such condition or Guarantee that it cannot exclude together with its liability under the Guarantee, to repairing or replacing the Goods or paying the cost of having the Goods repaired or replaced (at Flow Imports' option).

This product has been made with meticulous care and attention to detail. Providing it's properly looked after and correctly stored, it will help you enjoy all that nature has to offer for years to come.

Get out more – you owe it to yourself!

For a detailed description of all the features and specifications of this product please visit our website.

WWW.ZEMPIRECAMPING.COM

Tested in New Zealand. Made with care in China.

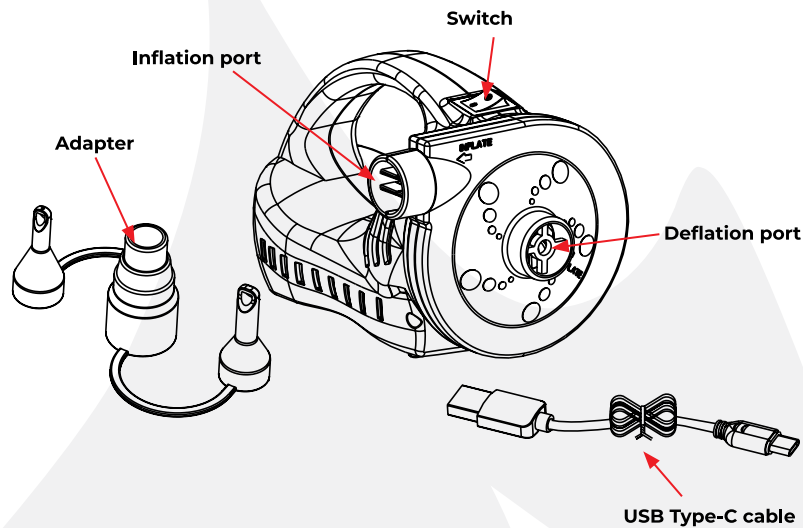
zempire®  **MICROCELL** ^{V2}
CAMPING EQUIPMENT PUMP

INSTRUCTIONS



zempire® 
CAMPING EQUIPMENT

INSTRUCTIONS



INFLATION

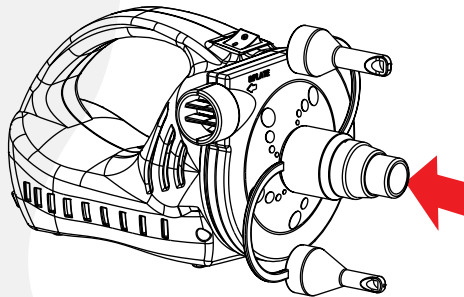
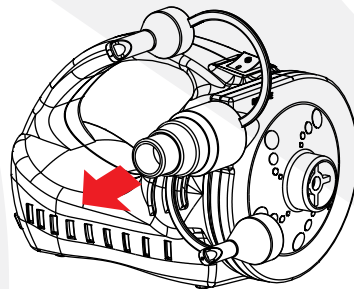
1. Connect the correct adapter to the inflation port on the pump.
2. Connect pump to the valve of inflatable item and switch the pump to "ON".
3. The valve of the inflatable item should not be obstructed otherwise this could cause the pump to overheat.
4. Never use (or cover) the deflation vent while inflating an item, this may also cause overheating and damage to the pump.
5. On large items, like king-size air mattresses, the pump may fit directly to the valve of the inflatable item for faster inflation.
6. Use the appropriate adapter for smaller valves, such as single-size air mattresses, pool toys, etc.

NOTE: Do not operate the pump for more than 15 minutes at a time.

DEFLATION

1. Connect the correct adapter to the deflation port on the pump.
2. Connect pump to the valve of inflatable item and switch the pump to "ON".
3. The valve of the inflatable item should not be obstructed otherwise it could cause overheating and damage the pump.
4. For small items, it may be necessary to pinch the valve with your fingers to open the flapper and allow the air to escape, but be careful not to pinch too tightly, preventing airflow.

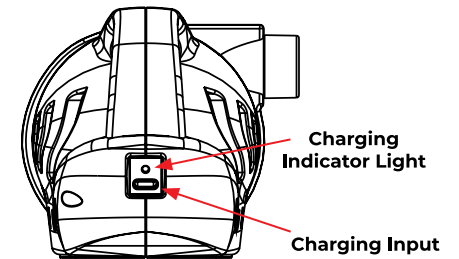
NOTE: Do not operate the pump for more than 15 minutes at a time.



CHARGING

- Use the USB Type-C cable included with the pump for charging from a 5V USB power source.
- This pump can be charged from most 5V USB power sources including phone adaptors, 12V car adaptors, computers, and power banks.
- While charging, the battery indicator light shows red. When fully charged, the battery indicator light shows green.
- The pump takes approximately 4 hours to charge from empty.

NOTE: The pump cannot be operated when charging.



Attention!

IMPORTANT

- This pump must be **charged** for a minimum of **4 hours** with the included USB cord before its first use.
- Once the pump is **fully charged**, please ensure that you **fully recharge** the pump at least **every 6 months** to ensure proper maintenance of the battery.
- **DO NOT** operate the air pump for **more than 15 minutes** at a time. Allow the pump to cool for 30 minutes after use.
- **The pump cannot be operated while charging.**
- Store in a dry, well ventilated place away from direct sunlight.

WARNING

- Carefully follow the instructions on the inflatable item when inflating. Never exceed the recommended pressure, otherwise, serious injury might be caused by the item bursting.
- Never leave the pump unattended while in use.
- The batteries are permanently sealed and cannot be removed or replaced.
- Do not operate the pump while it is being charged.
- The pump should be recharged as the power begins to diminish. Do not wait until the batteries are fully discharged.
- Do not dispose of this pump and its batteries in fire. Check your local regulations for proper disposal instructions.
- This air pump is not intended for use by young children or infirm persons unless they have been adequately supervised to ensure that they can use the air pump safely.
- Do not attempt to put any objects into the inflation or deflation connector at any time. Keep the inflation/deflation ports clear of sand, small rocks, etc, when using the pump.
- Never look inside or point the inflation/deflation port towards your eyes when the pump is in use.
- To reduce the risk of electric shock, do not expose to rain or use around water. Store indoors.
- Never store your pump with the battery is completely discharged. Recharge your battery at least once every 6 months to ensure the battery is properly maintained.